

Travel & Accommodation Guide

CEOS SIT-40 Meeting

8-10 April 2025
Daimyo Conference
Fukuoka, Japan

General Information of the meeting

Tuesday April 8th	Wednesday April 9th	Thursday April 10th
9:30 – 17:00	9:00 – 17:00	9:00 – 17:00
Side Meetings - <i>CEOS SEC-334</i> - <i>Greenhouse Gas Monitoring Activities</i> - <i>UNFCCC COP Delegation Experience</i> - <i>Space4Ocean Alliance</i> <i>and more</i>	[SIT-40 Day 1] - <i>Welcome and Core Business</i> - <i>Greenhouse Gas Observation Coordination</i> - <i>Working Group Topics</i> - <i>EO Data Impact</i> <i>+Social Event</i>	[SIT-40 Day 2] - <i>Working Group Topics</i> - <i>EO Data Impact – Country Engagement</i> - <i>Virtual Constellation Topics</i> - <i>Other Business</i> - <i>Closing Session</i>

Venue: **Daimyo Conference (Fukuoka, Japan)**

Address: Daimyo Conference, Fukuoka Daimyo Garden City Tower
2-6-50 Daimyo, Chuo Ward, Fukuoka, 810-0041 Japan

Tel: 092-600-9088

URL: <https://daimyo-conference.jp/en/>

Meeting Rooms Location: 4th Floor

Visit Japan Web (Digital Immigration service)

This is an online service for Immigration, Customs and Tax-free shopping service. It helps streamline the process of going through customs. You need to create your account before leaving your place before your flight.

HP: <https://vjw-lp.digital.go.jp/en>



1. Things to do before entering or returning to Japan



Video for How to create account and use.



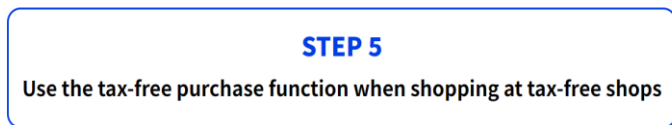
2. Things to do when entering or returning to Japan



Visit Japan Web



3. What to do during your stay in Japan



Other information of Japan

▼Electricity:

Voltage: 100 V
Frequency: 50Hz(Tokyo)
Plug: Flat 2 pin (type A)



▼ Time Zone:

UTC/GMT +9 hours

▼ Currency:

The unit of currency is Japanese Yen (JPY).
1 USD is about 155.7 JPY.
1 EUR is about 162.2 JPY. (as of 22nd of January 2025)

▼ Emergency Numbers:

Police: 110
Ambulance: 119

▼Weather:

Temperatures in April can range from 10-20° C (52-68° F) with moderate sunlight and high rainfall.

SUGOCA Card or HAYAKAKEN Card (IC Card)

Purchase a reloadable e-money card "SUGOCA" or "HAYAKAKEN" for transportation and shopping!

With an IC card, you do not need to purchase individual train tickets.

Simply load the card with money and tap at the ticket gate. Your fare will be automatically deducted.



みどりの窓口

"SUGOCA" is issued by JR Railways. At HAKATA STATION, you can purchase a "SUGOCA" card at the ticket office. Look for the green ticket office sign.

"HAYAKAKEN" is issued by Fukuoka City Subway and can be purchased at the automatic ticket vending machines in the subway station.



Purchasing an IC Card

- Purchase a "SUGOCA" card at HAKATA STATION ticket office
OR purchase a "HAYAKAKEN" card at the automatic ticket vending machine in the subway.
- "**SUGOCA**" can be purchased for a minimum of 2,000 yen which includes a 500 yen deposit. (Example: Purchase for 2,000 yen → You will have 1,500 yen available to use → The 500 yen deposit will be returned when you return the card)
- "**HAYAKAKEN**" can be purchased for a minimum of 1,000 yen which also includes a 500 yen deposit. (Example: Purchase for 1,000 yen → You will have 500 yen available to use → The 500 yen deposit will be returned when you return the card)

Using your IC Card

- You can **add money** to the card at the automated ticket machines in the train and subway stations.
- Tap the card on the IC card reader at a turnstile to enter the station, and tap again when you exit the station at your destination. The fare is **automatically deducted** upon exiting the turnstile.
- If your balance is not enough to cover the journey, you will not be able to go through the turnstile. If this happens, you can add money to your card at a nearby **fare-adjustment machine** and then you will be able to exit through the turnstile.
- You can also **pay for regular items and meals** with your IC card at some stores. Look for the IC card mark at the cash register and inform the clerk that you would like to pay with a transportation card.



Sign that SUGOCA and other IC cards are accepted as payment, displayed at shop entrance or cash register.

*Design and color of the sign may vary.

1 DAY PASS (Paper Ticket)

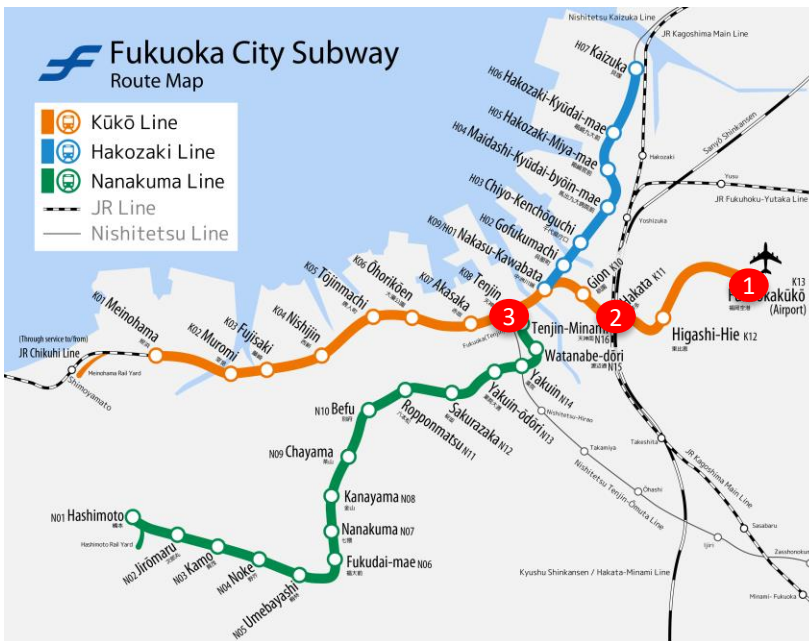
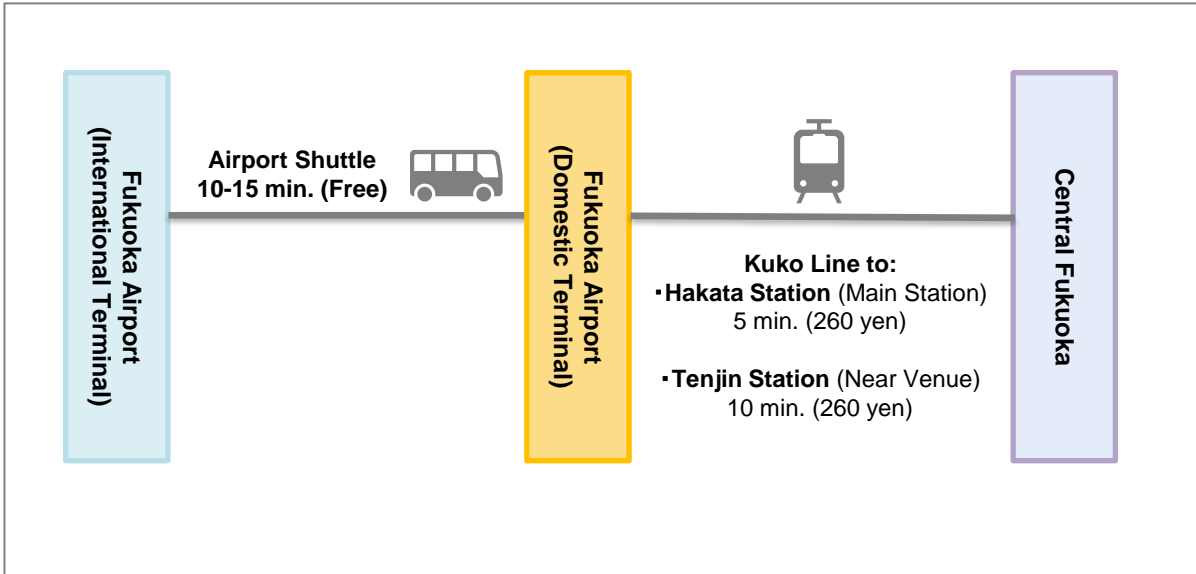


A 1-day pass can be purchased at an automated ticket machine at all subway stations for **unlimited travel** on all Fukuoka City Subway lines, which includes the Airport Line. The cost is 640 yen.

*The 1-day pass can only be used on the date of purchase. It is a paper ticket and not reloadable. Cannot be used for JR Railway lines.

Important Note:

Convenient access to the city by public transportation is available. However, access is from the domestic terminal only. Passengers flying **direct** to Fukuoka from an international point of origin must first take the shuttle bus (free) to the domestic terminal. If you are flying internationally but will take a **connecting flight** from within Japan, you can travel from the domestic terminal.



Fukuoka City Subway "Kuko Line"



"Kuko Line" means "Airport Line" and it connects the airport to several important stations.

It is designated by an orange color on maps.

- 1 Fukuoka-Kuko (Airport)
- 2 Hakata Station (Main Station)
- 3 Tenjin Station (Nearest the venue)

Note: While the venue is closest to **TENJIN STATION**, the station nearest your hotel may differ.

Venue Information

Venue: **Daimyo Conference (Fukuoka)**
Address: Daimyo Conference, Fukuoka Daimyo Garden City Tower
2-6-50 Daimyo, Chuo Ward, Fukuoka, 810-0041 Japan
Tel: 092-600-9088
URL: <https://daimyo-conference.jp/en/>
Meeting Rooms Location: 4th Floor

From Station to Venue (5 min. walk from Exit 3) ※The 2 exits from the station are currently unavailable.



Exit "Asahi Kaikan" Building via Tenjin Station Exit 3



At the large intersection, take the crosswalk toward the venue building



Venue building will be on your left.
(You will see the sign for Bio Square and Ritz Carlton)

From entrance to rooms

From the building entrance, take the escalator or elevator to the 3rd floor.



1. Enter through the building entrance



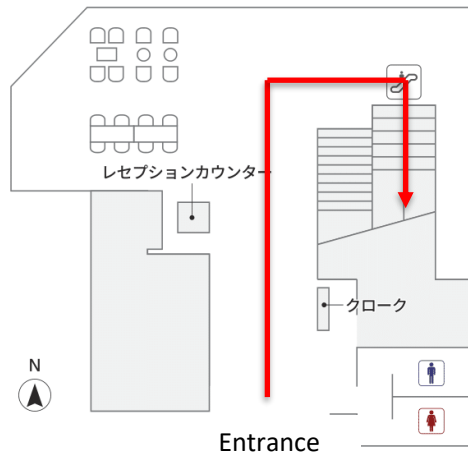
2. Take the escalator to the third floor



3. Go down the hall in the "Office Sky Lobby"

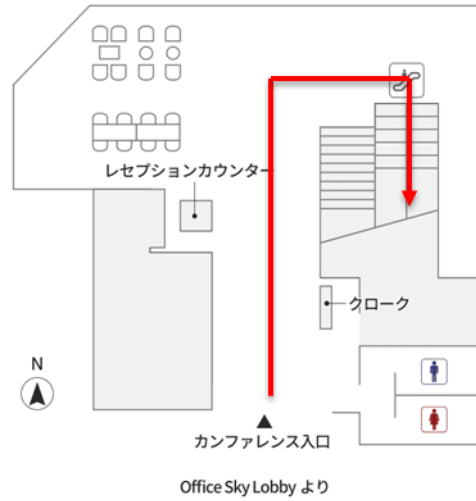


4. You will see the sign for "Daimyo Conference".

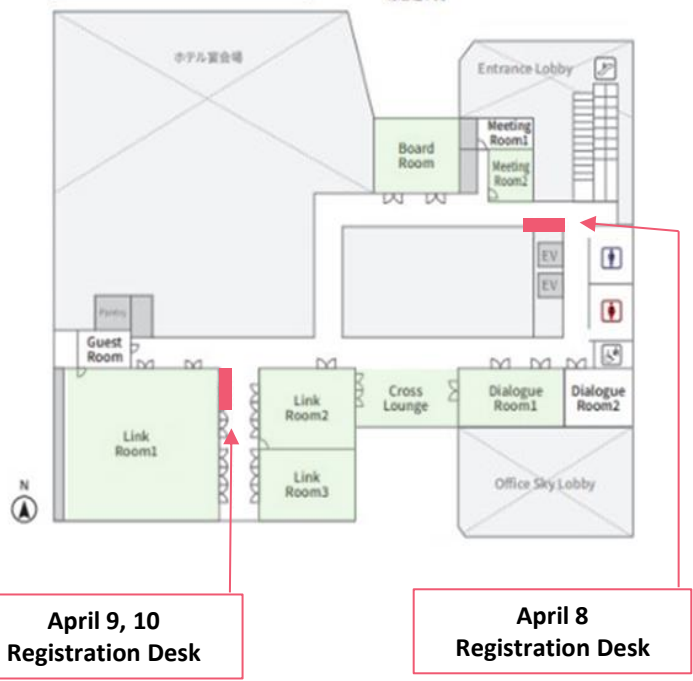


5. From the Daimyo Conference entrance, go to the 4th floor.

3F FLOOR MAP(Entrance Lobby)



4F FLOOR MAP



Link Room 1
 Main venue

Dialogue Room 1
 Side Meeting 1

Link Room 2+3
 Side meeting 2

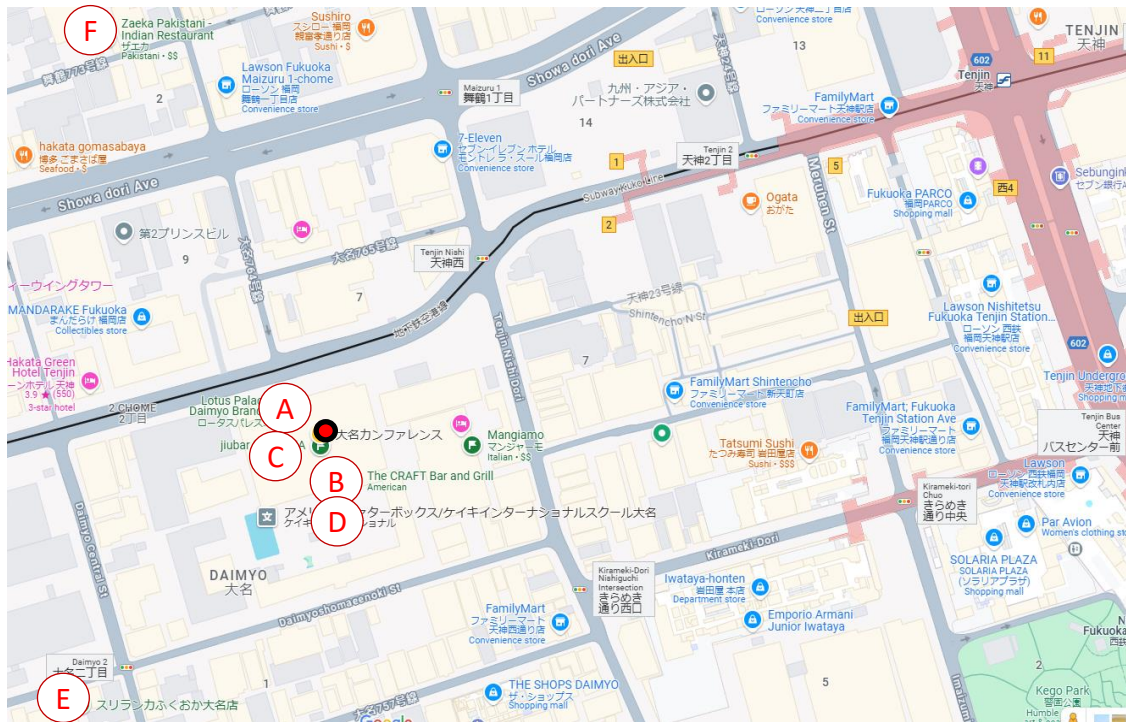
Board Room
 Side meeting 3

Meeting Room 2
 [April 9-10] Bilateral Meeting

Link Room 2+3+Cross Lounge
 [April 9-10] Lunch Venue

*April 8: Lunch will be provided at a restaurant at NISHITETSU Grand Hotel

Restaurant Information



● indicates venue (Daimyo Conference)

Inside of the venue building

A
Lotus Palace Daimyo Branch
Vietnamese Cuisine
 Address: 810-0041 Fukuoka, Chuo Ward, Daimyo, 2 Chome-6-50 Fukuoka Daimyo Garden City Tower 2F
 Phone: 0927918260
 Open daily from 11 AM to 11 PM
<https://tabelog.com/en/fukuoka/A4001/A400103/40064355/>

B
The CRAFT Bar and Grill
New American
 Address: 810-0041 Fukuoka, Chuo Ward, Daimyo, 2 Chome-6-50 Fukuoka Daimyo Garden City 1st Floor
 Phone: 0926001600
 Open daily from 11 AM to 11 PM
<https://www.huge.co.jp/restaurant/new-american/thecraft#menu>

C
Jiubar Fukuoka
Chinese Cuisine
 Address: 810-0041 Fukuoka, Chuo Ward, Daimyo, 2 Chome-6-50 Garden City Biosquare 2nd Floor
 Phone: 05017218676
 Open daily; Lunch 11 AM – 3 PM, Dinner 5 PM – 11 PM
<https://site.locaop.jp/KaNNJ>

D
Pizzeria Da Gaetano
Italian Cuisine
 Address: 810-0041 Fukuoka, Chuo Ward, Daimyo, 2 Chome-6-50 Fukuoka Daimyo Garden City Tower 1F
 Phone: 05056006834
 Open daily: Lunch 11:00 AM – 3:30 PM; Dinner 5:30 PM – 11:00 PM
<https://www.gaetano.jp/daimyo/>

E
Sri Lanka Fukuoka Daimyo
Sri Lankan Cuisine <Vegetarian options available>
 Address: 810-0041 Fukuoka, Chuo Ward, Daimyo, 2 Chome-2-52 2F
 Phone: 0927625242
 Open daily from 11 AM to 12 AM
<https://www.facebook.com/srilankafukuoka/>

F
ZAECA
Pakistani-Indian Cuisine <Halal options available>
 Address: 1 Chome-3-4 Maizuru, Chuo Ward, Fukuoka, 810-0073
 Phone: 0927327513
 Open SUN-FRI (Closed Saturdays)
 Lunch: 11:30 AM – 3:00 PM;
 Dinner 6:00 PM – 10:00 PM
<http://www.zaeka.jp/>

Reception (9th April)

Venue: Ishikura Sake Brewery (石倉酒造 博多百年蔵)
Address: 1 Chome-30-1 Katakasu, Hakata Ward, Fukuoka, 812-0043
Tel: 092-651-1986
HP URL: <https://www.ishikura-shuzou.co.jp/>
Cost: Free



【Time Schedule (Tentative)】

17:00	Close the CEOS/SIT-40 Meeting
18:00	Leave by bus to the reception venue. (There will be one large bus for 60 people and a smaller bus for 28 people)
18:30	Arrive at Ishikura Sake Brewery.
19:00	Reception begins
21:00	Reception ends
21:15	Leave bus from reception venue to Daimyo Conference stopping at Hakata sta.

We will organize a bus from Reception venue to Daimyo Conference . If you would like to stop by Hakata station (Chikushi guchi 筑紫口), it would be also possible to stop by there and go back to the hotel.

